



**FORM A**  
**DEPARTMENT PERFORMANCE TARGETS (ACCOMPLISHMENTS)**

DEPARTMENT/AGENCY: DEPARTMENT OF NATIONAL DEFENSE PROGRAM 4 - GHQ

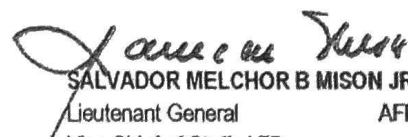
MFOs and PERFORMANCE INDICATORS	DEPARTMENT FY 2016 ACTUAL ACCOMPLISHMENTS	DEPARTMENT FY 2017 TARGET	DEPARTMENT 1ST QTR, FY 2017 TARGET	RESPONSIBLE BUREAUS/OFFICES	DEPARTMENT ACCOMPLISHMENTS AS OF 31 MARCH 2017	ACCOMPLISHMENT RATE	REMARKS
(1)	(2)	(3)		(4)	(5)	(6)	(7)
<b>A. MAJOR FINAL OUTPUTS (MFOs)/OPERATIONS</b>							
<b>1. Military Policy Advisory Services</b>				GHQ			
No. of military plans and policies formulated and adopted/issued	148	43	7		83	1186%	One of the contributing factors to the significant accomplishment is brought about by the formulation and publication of intelligence and operational policies which resulted to 1,186% accomplishment rate
Percentage of adopted/issued military plans and policies rated satisfactory or better by both external and internal clients	90%	90%	90%		100%	111%	
Percentage of adopted/issued military plans and policies implemented within fifteen (15) days after official issuance thereof	90%	90%	90%		100%	111%	
<b>2. Joint Force Strategic Planning, Logistics and Resource Management Services</b>							
No. of command and control activities undertaken	95,033	82,573	16,515		21,980	133%	The accomplishment rate of 133% on command and control activities were undertaken by Unified Commands and Combat Support Units
Percentage of command and control activities successfully undertaken	115%	90%	90%		90%	100%	
Average number of hours spent in a day fully implement a single C2 activity	24	24	24		24	100%	

PREPARED BY:


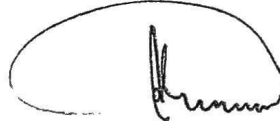

  
**ANASTACIO C CABADING JR**  
 Brigadier General AFP  
 C, AFPMFO




  
**ISIDRO L PURISIMA**  
 Brigadier General AFP  
 DCS for Operations, J3

APPROVED BY:

  
**SALVADOR MELCHOR B MISON JR**  
 Lieutenant General AFP  
 Vice Chief of Staff, AFP




3. Tertiary Health Services				GHQ			
a. Treatment Procedures							
Number of patients that received treatment	9,621	10,852	2,713		2,678	99%	Due to the DOH Directive, AFPMC Mission and AFP Vission, no patient was denied of treatment.
Percentage of patients treated and return to duty	96%	90%	90%		93%	103%	
Percentage of patients treated within the accepted Length of Stay (LOS) per case	99%	90%	90%		100%	111%	
b. Health Service and Education							
Number of trainings conducted	194	259	63		40	63%	Some of the trainings being conducted are based on the invitations coming from different society which are not consistently conducted quarterly
Percentage of trainings conducted that contribute to training readiness	91%	91%	63%		70%	110%	
Percentage of trainings conducted within the prescribed training procedures	85%	85%	63%		75%	118%	
c. Joint Medical Service Support Operations							
Number of Medical and Surgical Team Dispatch	82	50	13		19	146%	AFPMC came up with 146% Forward Medical/Surgical Rotaors, transport of Team dispatched to CTBSH, Zamboanga, Basilan and Tawi-tawi.
Percentage of team dispatch	100%	90%	90%		100%	111%	
Percentage of team dispatched within 24 hours upon notice	100%	80%	80%		100%	125%	
4. MFO4 - Military Education Services							
a. Pre-Commission Training & Education							
Number of cadets/students trained	1,139	1,100	1,100		960	87%	For the period, PMA produced 167 2LTs/Ensigns from PMA Class 2017. There were seven (7) cadets cleared-in and seven (7) cadets cleared-out. Hence, PMA was able to accommodate 960 cadets equivalent to 87.27% accomplishment.
Percentage of students who rate the courses as satisfactory or better	95%	100%	100%		82%	82%	
PREPARED BY:				APPROVED BY:			
<div>ANASTACIO C CABADING JR Brigadier General AFP C, AFPMFO</div>				<div>ISIDRO L PURISIMA Brigadier General AFP DCS for Operations, J3</div>			
				<div>SALVADOR MELCHOR B MISON JR Lieutenant General AFP Vice Chief of Staff, AFP</div>			

b. Post Commission Training				GHQ							
Number of personnel trained	152	150	150		189	126%	Currently, there are 189 officers undergoing Command and General Staff Course (CGSC). On the other hand, AFPRESCOM was able to conduct a total of 11 various trainings benefiting 615 reservists				
Number of reservist trainings to be conducted	60	60	15		11	73%					
5. Presidential Security and Protection Services											
a. Security Operations During Presidential Engagement											
Number of security operations for presidential engagement	489	432	108		188	174%	The PSG accomplished 188 successful security operations for presidential engagement with a 174% accomplishment rate.				
Percentage of successful security operations for presidential engagement	100%	100%	100%		100%	100%					
Percentage of presidential engagement wherein security have been deployed on the required period in accordance with the Command's SOP	100%	100%	100%		100%	100%					
b. Security Operations During First Family Engagement							There were 2,867 successful security operations during the first family engagement with a 209% accomplishment rate.				
Number of security operations for presidential engagement	8,249	5,500	1,375		2,867	209%					
Percentage of successful security operations for first family engagement	100%	100%	100%		100%	100%					
c. Security Operations for Foreign Visiting Heads of State/Government											
Number of security operations during head of state/government visit	33	12	3		1	33%	There was one (1) successful security operations for visiting head of state/government with a 33% accomplishment rate.				
Percentage of successful security operations during head of state/government visits	100%	100%	100%		100%	100%					
PREPARED BY:					APPROVED BY:						
<div> ANASTACIO C CABADING JR Brigadier General. AFP C, AFPMFO</div>				<div> ISIDRO L PURISIMA Brigadier General AFP DCS for Operations, J3</div>				<div> SALVADOR MELCHOR B MISON JR Lieutenant General AFP Vice Chief of Staff, AFP</div>			

<b>B. Support to Operations</b>							
QMS Certification	1	1	1	GHQ	1	100%	
Percentage of Payment to PS Claims and Other Entitlements Within the Prescribed Standards and Timetable	100%	100%	100%		100%	100%	
<b>C. General Administration &amp; Support Services (GASS)</b>							
Budget Utilization Rate (Obligations)	93%	100%	100%		53%	53%	The low obligation rate was due to the unobligation of the various projects of the AFP, such as Planning, Command and Joint Operations, International Humanitarian and Peacekeeping Operations, Joint Education and Training, etc., as well as from the AFP modernization projects under Capital Outlay funds, over which the AFP has no full control of
Budget Utilization Rate (Disbursement)	96%	100%	100%		71%	71%	The relatively high disbursement rate was due to the immediate disbursement of the pension requirements for the quarter
<p>PREPARED BY:</p> <div style="display: flex; justify-content: space-between;"> <div style="text-align: center;">   <b>ANASTACIO C CABADING JR</b>            Brigadier General AFP            C, AFPMFO         </div> <div style="text-align: center;">   <b>ISIDRO L PURISIMA</b>            Brigadier General AFP            DCS for Operations, J3         </div> </div>				<p>APPROVED BY:</p> <div style="text-align: center;">   <b>SALVADOR MELCHOR B MISON JR</b>            Lieutenant General AFP            Vice Chief of Staff, AFP         </div>			




ANASTACIO C CABADING JR  
Brigadier General      AFP  
C, AFPMFO






4. Military Education Services	Number of cadets/students trained	1139	1,100	1,100	960	Percentage of students who rated the courses as satisfactory or better	95%	100%	100%	82%							For the period, PMA produced 167 2LTs/Ensigns from PMA Class 2017. There were seven (7) cadets cleared-in and seven (7) cadets cleared-out. Hence, PMA was able to accommodate 960 cadets equivalent to 87.27% accomplishment.
	Number of personnel trained	152	150	150	189	Number of reservist trainings to be conducted	60	60	15	11							Currently, there are 189 officers undergoing Command and General Staff Course (CGSC). On the other hand, AFPRESCOM was able to conduct a total of 11 various trainings benefiting 615 reservists.
5. PRESIDENTIAL SECURITY AND PROTECTION SERVICES	Number of security operations for presidential engagement	489	432	108	188	Percentage of successful security operations for presidential engagement	100%	100%	100%	100%	Percentage of presidential engagement wherein security have been deployed on the required period in accordance with the Command's SOP	100%	100%	100%	100%		The PS6 accomplished 188 successful security operations for presidential engagement with a 174% accomplishment rate. There were 2,867 successful security operations during the first family engagement with a 209% accomplishment rate.
	Number of security operations for presidential engagement	8,249	5,500	1,375	2,867	Percentage of successful security operations for first family engagement	100%	100%	100%	100%							
	Number of security operations during head of state/government visit	33	12	3	1	Percentage of successful security operations during head of state/government visits	100%	100%	100%	100%							There was one (1) successful security operations for visiting head of state/government with a 33% accomplishment rate.
B. Support to Operations	QMS Certification	1	1	1	1	Percentage of Payment to PS Claims and Other Entitlements Within the Prescribed Standards and Timetable	100%	100%	100%	100%							
C. GENERAL ADMINISTRATION & SUPPORT SERVICES (GASS)	Budget Utilization Rate (Obligations)	93%	100%	100%	53%	Submission to COA of Financial Statements for FY 2016											The low obligation rate was due to the unobligation of the various projects of the AFP, such as Planning, Command and Joint Operations, International Humanitarian and Peacekeeping Operations, Joint Education and Training, etc., as well as from the AFP modernization projects under Capital Outlay funds, over which the AFP has no full control of.
	Budget Utilization Rate (Disbursement)	96%	100%	100%	92%	Submission to COA of Report on Ageing Cash Advance											The relatively high disbursement rate was due to the immediate disbursement of the pension requirements for the quarter.
PREPARED BY:							APPROVED BY:										
 ANASTACIO C. CABADING JR Brigadier General AFP C, AFPMFO							 ISIDRO L. PURISIMA Brigadier General AFP DCS for Operations, J3							 SALVADOR MELCHOR B. MISON JR Lieutenant General AFP Vice Chief of Staff, AFP			




FORM A  
DEPARTMENT PERFORMANCE TARGETS (ACCOMPLISHMENTS)




DEPARTMENT/AGENCY: DEPARTMENT OF NATIONAL DEFENSE PROGRAM 4 - GHQ

MFOs and PERFORMANCE INDICATORS	DEPARTMENT FY 2016 ACTUAL ACCOMPLISHMENTS	DEPARTMENT FY 2017 TARGET	DEPARTMENT 2ND QTR, FY 2017 TARGET	RESPONSIBLE BUREAUS/OFFICES	DEPARTMENT ACCOMPLISHMENTS AS OF 15 JUNE 2017	ACCOMPLISHMENT RATE	REMARKS
(1)	(2)	(3)		(4)	(5)	(6)	(7)
<b>A. MAJOR FINAL OUTPUTS (MFOs)/OPERATIONS</b>							
<b>1. Military Policy Advisory Services</b>				GHQ			
No. of military plans and policies formulated and adopted/issued	202	43	7		46	657%	One of the contributing factors to the significant accomplishment is brought about by the formulation and publication of intelligence and operational policies which resulted to 657% accomplishment rate
Percentage of adopted/issued military plans and policies rated satisfactory or better by both external and internal clients	100%	90%	90%		90%	100%	
Percentage of adopted/issued military plans and policies implemented within fifteen (15) days after official issuance thereof	100%	90%	90%		90%	100%	
<b>2. Joint Force Strategic Planning, Logistics and Resource Management Services</b>							
No. of command and control activities undertaken	91,095	82,573	16,515		18,901	114%	The accomplishment rate of 114% on command and control activities were mostly undertaken by Unified Commands and Combat Support Units
Percentage of command and control activities successfully undertaken	100%	90%	90%		90%	100%	
Average number of hours spent in a day fully implement a single C2 activity	24	24	24		24	100%	
<p style="text-align: center;">PREPARED BY:</p> <div style="display: flex; justify-content: space-around;"> <div style="text-align: center;">   <b>ANASTACIO C. CABADING JR.</b>            Brigadier General AFP            C, AFPMFO         </div> <div style="text-align: center;">   <b>ISIDRO L. PURISIMA</b>            Brigadier General AFP            DCS for Operations, J3         </div> </div>				<p style="text-align: center;">APPROVED BY:</p> <div style="text-align: center;">   <b>SALVADOR MELCHOR B. MISON JR.</b>            Lieutenant General AFP            Vice Chief of Staff, AFP         </div>			

3. Tertiary Health Services				GHQ			
a. Treatment Procedures							
Number of patients that received treatment	9,862	10,852	2,713		1,863	68.67%	Due to the DOH Directive, AFPHSC Mission and AFP Vision, no patient was denied of treatment.
Percentage of patients treated and return to duty	97%	90%	90%		56%	96.60%	
Percentage of patients treated within the accepted Length of Stay (LOS) per case	97%	90%	90%		81%	100%	
b. Health Service and Education							
Number of trainings conducted	215	263	88		46	52.27%	For the 2nd Quarter, CY 2017, out of the 88 total number of training programmed, 46 individual training conducted with a 52% rate of accomplishment. The remaining 42 individual training were rescheduled to 3rd and 4th Quarter.
Percentage of trainings conducted that contribute to training readiness	100%	91%	91%		100%	110%	
Percentage of trainings conducted within the prescribed training procedures	100%	85%	85%		100%	118%	
c. Joint Medical Service Support Operations							
Number of Medical and Surgical Team Dispatch	72	50	12		14	117%	AFPMC came up with 100% accomplishment rate. Forward Medical/Surgical Rotators, transport of Teams dispatched to Sulu, Cotabato, Zamboanga, Basilan, Marawi City and Tawi-tawi.
Percentage of team dispatch	100%	91%	91%		100%	100%	
Percentage of team dispatched within 24 hours upon notice	100%	85%	85%		100%	100%	
4. MFO4 - Military Education Services							
a. Pre-Commission Training & Education							
Number of cadets/students trained	1,139	1,100	1,100		1,186	107.82%	For the period, PMA admitted 49 clearing-in cadets but discharged 20 clearing-out cadets.
Percentage of students who rate the courses as satisfactory or better	116%	100%	100%		82%	82%	
<div>PREPARED BY:</div> <div> ANASTACIO C CABADING JR Brigadier General C, AFPMFO</div> <div> ISIDRO L PURISIMA Brigadier General AFP DCS for Operations, J3</div>				<div>APPROVED BY:</div> <div> SALVADOR MELCHOR B MISON JR Lieutenant General Vice Chief of Staff, AFP</div>			




b. Post Commission Training				GHQ			
Number of personnel trained	160	150	150		198	132%	Currently, there are 198 officers undergoing Command and General Staff Course (CGSC). On the other hand, AFPRESCOM was able to conduct a total of 20 various trainings benefitting 782 reservists
Number of reservist trainings to be conducted	60	60	15		20	133%	
5. Presidential Security and Protection Services							
a. Security Operations During Presidential Engagement							
Number of security operations for presidential engagement	515	432	108		188	174%	The PSG accomplished 188 successful security operations for presidential engagement with a 174% accomplishment rate.
Percentage of successful security operations for presidential engagement	100%	100%	100%		100%	100%	
Percentage of presidential engagement wherein security have been deployed on the required period in accordance with the Command's SOP	100%	100%	100%		100%	100%	
b. Security Operations During First Family Engagement							There were 2,867 successful security operations during the first family engagement with a 209% accomplishment rate.
Number of security operations for presidential engagement	8,138	5,500	1,375		2,867	209%	
Percentage of successful security operations for first family engagement	100%	100%	100%		100%	100%	
c. Security Operations for Foreign Visiting Heads of State/Government							There was two (2) successful security operations for visiting head of state/ government with a 67% accomplishment rate.
Number of security operations during head of state/government visit	11	12	3		2	67%	
Percentage of successful security operations during head of state/government visits	100%	100%	100%		0%	0%	
B. Support to Operations							
QMS Certification	1	1	1		1	100%	
Percentage of Payment to PS Claims and Other Entitlements Within the Prescribed Standards and Timetable	100%	100%	100%		100%	100%	
PREPARED BY:				APPROVED BY:			
 ANASTACIO C CABADING JR Brigadier General AFP C, AFPMFO				 ISIDRO L PURISIMA Brigadier General AFP DCS for Operations, J3			
				 SALVADOR MELCHOR B MISON JR Lieutenant General AFP Vice Chief of Staff, AFP			

<b>C. General Administration &amp; Support Services (GASS)</b>							
Budget Utilization Rate (Obligations)	93%	100%	100%	GHQ	53%	53%	
Budget Utilization Rate (Disbursement)	96%	100%	100%		71%	71%	
<p>PREPARED BY:</p> <div style="display: flex; justify-content: space-around; align-items: center;"> <div style="text-align: center;">   <b>ANASTACIO C CABADING JR</b>            Brigadier General AFP            C, AFPMFO         </div> <div style="text-align: center;">   <b>ISIDRO L PURISIMA</b>            Brigadier General AFP            DCS for Operations, J3         </div> </div>				<p>APPROVED BY:</p> <div style="text-align: center;">   <b>SALVADOR MELCHOR B MISON JR</b>            Lieutenant General AFP            Vice Chief of Staff, AFP         </div>			


**BUREAU / OFFICE: PROGRAM 4 - GHQ**

MAJOR FINAL OUTPUT RESPONSIBLE BUREAUS	PERFORMANCE INDICATOR 1	CY 2016 (ACTUAL)	CY 2017 ANNUAL TARGET	2ND QTR, CY 2017 TARGET	ACCOMPLISHMENT AS OF 30 JUNE 2017	PERFORMANCE INDICATOR 2	CY 2016 (ACTUAL)	CY 2017 ANNUAL TARGET	2ND QTR, CY 2017 TARGET	ACCOMPLISHMENT AS OF 30 JUNE 2017	PERFORMANCE INDICATOR 3	CY 2016 (ACTUAL)	CY 2017 ANNUAL TARGET	2ND QTR, CY 2017 TARGET	ACCOMPLISHMENT AS OF 30 JUNE 2017	REMARKS
(1)	(2)	(3)	(4)		(5)	(6)	(7)	(8)		(9)	(10)	(11)	(12)		(13)	(14)
<b>A. Major Final Outputs (FMOs):</b>																
<b>1. Military Policy Advisory Services</b>	No. of military plans and policies formulated and adopted/issued	202	43	7	46	Percentage of adopted/issued military plans and policies rated satisfactory or better by both external and internal clients	100%	90%	90%	100%	Percentage of adopted/issued military plans and policies implemented within fifteen (15) days after official issuance thereof	100%	90%	90%	100%	One of the contributing factors to the significant accomplishment is brought about by the formulation and publication of intelligence and operational policies which resulted to 657% accomplishment rate
<b>2. Joint Force Strategic Planning, Logistics and Resource Management Services</b>	No. of command and control activities undertaken	91,095	82,573	24,772	18,901	Percentage of command and control activities successfully undertaken	100%	90%	90%	100%	Average number of hours spent in a day fully implement a single C2 activity	24	24	24	100%	The accomplishment rate of 114% on command and control activities were mostly undertaken by Unified Commands and Combat Support Units
<b>3. TERTIARY HEALTH SERVICES</b>	Number of patients that received treatment	9,862	10,852	2,713	1,863	Percentage of patients treated and return to duty	97%	90%	90%	56%	Percentage of patients treated within the Accepted Length of Stay (LOS) per case	97%	90%	90%	81%	Due to the DOH Directive, AFPHSC Mission and AFP Vision, no patient was denied of treatment.
	Number of training conducted	215	263	88	46	Percentage of trainings conducted that contributed to training readiness	100%	91%	91%	100%	Percentage of trainings conducted within the prescribed training procedures	100%	85%	85%	100%	For the 2nd Quarter, CY 2017, out of the 88 total number of training programmed, 46 individual training conducted with a 52% rate of accomplishment. The remaining 42 individual training were rescheduled to 3rd and 4th Quarter.
	Number of Medical and Surgical Team Dispatch	72	50	12	14	Percentage of team dispatch	100%	91%	91%	100%	Percentage of team dispatched within 24 hours upon notice	100%	85%	85%	100%	AFPMC came up with 100% accomplishment rate. Forward Medical/Surgical Rotators, transport of Teams dispatched to Sulu, Cotabato, Zamboanga, Basilan, Marawi City and Tawi-tawi.
<b>4. Military Education Services</b>	Number of cadets/students trained	1139	1,100	1,100	1,186	Percentage of students who rated the courses as satisfactory or better	116%	100%	100%	82%						For the period, PMA admitted 48 clearing-in cadets but discharged 20 clearing-out cadets.
	Number of personnel trained	160	150	150	196	Number of reservist trainings to be conducted	60	60	15	20						Currently, there are 196 officers undergoing Command and General Staff Course (CGSC). On the other hand, AFPRESCOMI was able to conduct a total of 20 various trainings benefiting 782 reservists


PREPARED BY:




  
**ANASTACIO C. CABADING JR.**  
 Brigadier General  
 C. AFPMFO

APPROVED BY:

  
**ISIDRO L. PURISIMA**  
 Brigadier General AFP  
 DCS for Operations, J3

APPROVED BY:

  
**SALVADOR MELCHOR B. MISON JR.**  
 Lieutenant General  
 Vice Chief of Staff, AFP

5. PRESIDENTIAL SECURITY AND PROTECTION SERVICES	Number of security operations for presidential engagement	515	432	166	188	Percentage of successful security operations for presidential engagement	100%	100%	100%	100%	Percentage of presidential engagement wherein security have been deployed on the required period in accordance with the Command's SOP	100%	100%	100%	100%	The PSG accomplished 188 successful security operations for presidential engagement with a 174% accomplishment rate. There were 2,867 successful security operations during the first family engagement with a 209% accomplishment rate. There was two (2) successful security operations for visiting head of state/ government with a 67% accomplishment rate.				
	Number of security operations for presidential engagement	8,138	5,500	1,375	2,867	Percentage of successful security operations for first family engagement	100%	100%	100%	100%										
	Number of security operations during head of state/government visit	11	12	3	2	Percentage of successful security operations during head of state/government visits	100%	100%	100%	100%										
B. Support to Operations	QMS Certification	1	1	1	1	Percentage of Payment to PS Claims and Other Entitlements Within the Prescribed Standards and Timetable	100%	100%	100%	100%										
C. GENERAL ADMINISTRATION & SUPPORT SERVICES (GASS)	Budget Utilization Rate (Obligations)	93%	100%	100%	53%	Submission to COA of Financial Statements for FY 2016														
	Budget Utilization Rate (Disbursement)	36%	100%	100%	92%	Submission to COA of Report on Ageing Cash Advance														
PREPARED BY:							APPROVED BY:													
 ANASTACIO C. CABADING JR. Brigadier General AFP C, AFPMFO							 ISIDRO L. PURISIMA Brigadier General AFP DCS for Operations, J3							 SALVADOR MELCHOR B. MISON JR. Lieutenant General AFP Vice Chief of Staff, AFP						